



A big welcome to our new Satellite Affiliate members,
all with shared goal of achieving accreditation!

Liz Tittle – Liz’s In Home Daycare

Shelly Boelter – M & M Sweet Child Care

Michelle Gehl – Light of the World, LLC

Congratulations on moving to Associate level with Satellite!

Sarah Flemming – Growing Hands Family Child Care

Congratulations on your Reaccreditation!

Tricia Nellen – Tricia’s Harmony House

Thank you for enriching our professional development with your expertise:



Sarah Cohan – Sarah’s Littles
Adventures in Playschool



Amy Nogar – Amy & Kids Co
Nature Playschool

SAFETY SATURDAY *November 4*



Thank you to our sponsors:



Office of Child Care and Family Resources

Empowering student parents to achieve their academic and professional goals


Requiring Apologies

Relevant Satellite Accreditation Standards

II. Supporting Children's Development

B. The provider supports the development of positive self-esteem by helping children understand and appropriately express their feelings and needs.

6. The provider avoids using statements that discount or belittle children's feelings (for example, "you're not hurt"), or requiring apologies.



The Basics

What does sorry mean? *Sorry* is used as an expression of apology for some form of wrongdoing. When adults want children to apologize, they really want children to feel remorseful and sympathetic. Children are still developing the skills necessary to understand and connect their actions to consequences. A child apologizing after being prompted by an adult does not always mean they understand "the why" behind it. Research shows that although feelings of shame and embarrassment develop as young as 15 months old, children are still developing an understanding of how their actions affect others, physically and emotionally, well into middle childhood.

Why shouldn't you require apologies? Young children must be taught the foundational skills necessary to understand why an action may warrant an apology. This begins with emotional literacy, understanding the feelings of oneself and others. Instead of requiring children to apologize, focus on how their actions affect others. For example: "You were moving too fast and knocked over your friend. Look at their face. They are sad. How can we help them?" When children are resistant to resolve conflicts, they may be experiencing shame, frustration, and anger. Without acknowledging and working through emotions on both sides of a conflict, a resolution can never be fully achieved. There are many ways to show feeling apologetic that go beyond saying sorry.

Requiring Apologies (cont.)

How do I teach about consequences? *Pause* (if you can). Take a moment to assess the conflict. See both children the way you wish you would have been seen in these moments as a child. Often young children do not possess the skills to communicate their wants and needs in a way that adults find socially appropriate. This is especially true for infants, toddlers, and all children experiencing big feelings. *Model*. Communicate for them. Teach the skill you are hoping to see. You will have to practice this skill with them consistently overtime. For example, “You were feeling so excited that you forgot to ask Jayden for a turn. Look at his face; he did not like that. What can we do?” *Reinforce*. Once children can prevent or resolve conflicts independently, notice and reinforce the skill. For example, “I saw Oliver share his toy with Monique! Look at how happy she is. That was so kind.” With positive guidance from a supportive adult, children will begin to understand how their actions affect those around them.

I want to learn more!

- [Help Young Children with Conflict Resolution](#)
- [Enhancing Emotional Vocabulary in Young Children](#)
- [Teaching Your Child About Feelings From Birth to Age 2](#)

Curriculum Philosophy Series



Fostering True Play in Your Program: AnjiPlay in Family Child Care

January 24, 2024, 6 – 8pm Zoom

This course will introduce *AnjiPlay* as a method of guiding curriculum practices in family child care. Participants will learn the five interconnected principles of AnjiPlay: risk, love, joy, engagement, and reflection. Participants will understand the role of True Play, the educator, and the environment within the context of AnjiPlay. The course will focus on how this curriculum approach can be implemented in a family child care program.

Learning Objectives

1. Understand the five interconnected principles of AnjiPlay.
2. Recognize the role of True Play, the educator, and the environment as conceptualized by the philosophy.
3. Acknowledge how an AnjiPlay curriculum approach can be implemented in family child care.


2 Registry hours
English & Spanish

[Register here](#)


This opportunity is available to you through Satellite Family Child Care System, a YoungStar Connect Partner.

Satellite Professional Learning Calendar 2023 – 2024

Evening Professional Learning Opportunities


Dates	Time	Event	Location	Registration	Registry hours*	
Curriculum Philosophy Series						
January 24	6-8 pm	Fostering True Play in Your Program: AnjiPlay in Family Child Care	Zoom	Register here! by 1/22/24	2	E, Sp
February 21	6-8 pm	Nurturing Children’s Imagination: Waldorf in Family Child Care	Zoom	Register here! by 2/19/24	2	E, Sp
March 20	6-8 pm	Building Children’s Independence: Montessori in Family Child Care	Zoom	Register here! by 3/18/24	2	E, Sp
April 17	6-8 pm	Children as Naturalists: Forest School in Family Child Care	Zoom	Register here! by 4/15/24	2	E, Sp
May 15	6-8 pm	Children as the Co-Constructors of Their Own Learning: Emergent Curriculum in Family Child Care	Zoom	Register here! by 5/13/24	2	E, Sp
June 26	6-8 pm	Fostering True Play in Your Program: AnjiPlay in Family Child Care	Zoom	Register here! by 6/24/24	2	E, Sp
July 17	6-8 pm	Nurturing Children’s Imagination: Waldorf in Family Child Care	Zoom	Register here! by 7/15/24	2	E, Sp
August 14	6-8 pm	Building Children’s Independence: Montessori in Family Child Care	Zoom	Register here! by 8/12/24	2	E, Sp
September 18	6-8 pm	Children as Naturalists: Forest School in Family Child Care	Zoom	Register here! by 9/16/24	2	E, Sp
Single Training Sessions						
October 9	6-8 pm	Making it work – incorporating rich art experiences into a mixed age setting in your family child care program	Zoom	Register here! by 10/7/24	2	E, Sp
November 13	6-8 pm	Nature based programming during the winter – indoors and out in your family child care program	Zoom	Register here! by 11/11/24	2	E, Sp
December 11, 2024	6-8 pm	Pleasant children's transitions between daily activities in your family child care program, including the wisdom and examples from Satellite programs	Zoom	Register here! by 12/9/24	2	E, Sp

Exploring Quality in Family Child Care


Dates	Time	Topic	Location	Registration	Registry hours*	
December 5	1-2 pm	Risky Play	Zoom	Register here! by 12/1/23	1	E, Sp
January 16	1-2 pm	Process Art	Zoom	Register here! by 1/12/24	1	E, Sp
February 13	1-2 pm	Child-directed Play	Zoom	Register here! by 2/9/2024	1	E, Sp
March 12	1-2 pm	Background Noise	Zoom	Register here! by 3/8/24	1	E, Sp
April 9	1-2 pm	Visual Clutter	Zoom	Register here! by 4/5/24	1	E, Sp
May 7	1-2 pm	Requiring Apologies	Zoom	Register here! by 5/3/24	1	E, Sp

Satellite Professional Learning Calendar 2023 – 2024 (Cont.)


Guided Book Studies (*English only*)

Dates	Time	Book	Location	Registration	Registry hours*	
January 11 – February 29	1-2 pm	Lisa Murphy on Play: The Foundation of Children’s Learning	Zoom	Register here! by 12/18/23	16	E
March 7 – April 25	1-2 pm	Lisa Murphy on Play: The Foundation of Children’s Learning	Zoom	Register here! by 2/8/24	16	E
July 11 – August 29	1-2 pm	Last Child in the Woods: Saving our Children from Nature-Deficit Disorder	Zoom	Register here! by 6/13/24	16	E

Saturday Events

Dates	Time	Event	Location	Registration	Registry hours*	
September 28	9-5 pm	Safety Saturday (Only for programs participating in Satellite’s accreditation system)	Satellite Office	<i>Coming soon</i>	7	E, Sp

Key

	Language	E English	Sp Spanish
---	----------	-----------	------------

Obtaining Registry Credit* for Satellite’s Virtual (Zoom) Professional Development Sessions

To receive Registry credit at the conclusion of virtual (Zoom) professional development, follow these steps:

1. Each participant must register individually even if viewing the training with other participants on the same screen.
2. You must be present for the entire session. Late arrivals may not be admitted.
3. At the conclusion of the session, you complete an evaluation and then enter your information to receive Registry credit. This must be completed at the end of the session or your professional development hours will not be entered into the Registry by Satellite Family Child Care System. **

You can view and print your proof of attendance through your [Wisconsin Registry](#) account. It may take several weeks before your attendance is entered into the Registry. Certificates of completion will not be mailed or emailed to participants.

**If you do not complete the steps above and wish to receive professional development credit for a Satellite event that you attended, you will need to complete the DCF form “Continuing Education Record—Independent Reading/Video Viewing “ found here:

<https://dcf.wisconsin.gov/clicensing/ccformspubs>

Satellite's Mentorship Program



Satellite Family Child Care System is pleased to announce that we are revitalizing our mentorship program piloted late last year! This program connects experienced Satellite family child care providers, mentors who will be invited to participate, with those who are searching for guidance on the complex inner workings of family child care. This is a voluntary opportunity for professional growth and personal connection!

If you are interested in becoming a mentee, meaning you will be paired with a mentor identified by the Satellite team, [please take this survey!](#)

Do you have information to share with our community?

Submissions of the following are welcome:

- Photos and video of your program or an activity (be certain you have photo release forms on file)
- Program news
- Events connected with your program
- Celebration of educational milestones, like the completion of a degree or credential
- Awards received

Submit items for the newsletter to Laura Simkin: lsimkin@reachdane.org

Submissions may be edited and/or adjusted for length.

Friendly Reminder

Notify your consultant when you close your program for holidays, vacation, etc.

LEARNING AND CONNECTING TOGETHER

Satellite members have full access to Satellite's equipment and curriculum units. Check the link below regularly to view our full lending options. When you sign up for equipment and units, your consultant will inform you of whether the item is available immediately or if you're on the waitlist.

Pick-up and drop-off of equipment and units occurs during consultant visits to your program. Additional exchanges of equipment and units may occur at the Satellite office. Communicate with your accreditation consultant to determine a day and time when Satellite staff are present.

Satellite Equipment, Units and Book Loans

Large Hollow Blocks



Doll High Chair



Unit Blocks

Me-Do-It Chairs



LEARNING AND CONNECTING TOGETHER

New & Updated Curriculum Units
[Link to Unit and Equipment List](#)

Scientific
Exploration



Science
Magnets



Marine Life



Simple
Machines



LEARNING AND CONNECTING TOGETHER





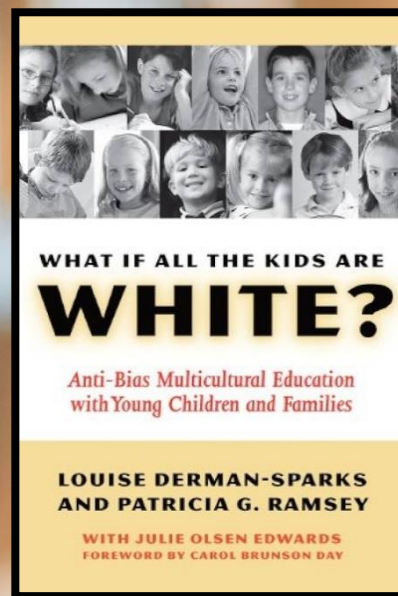
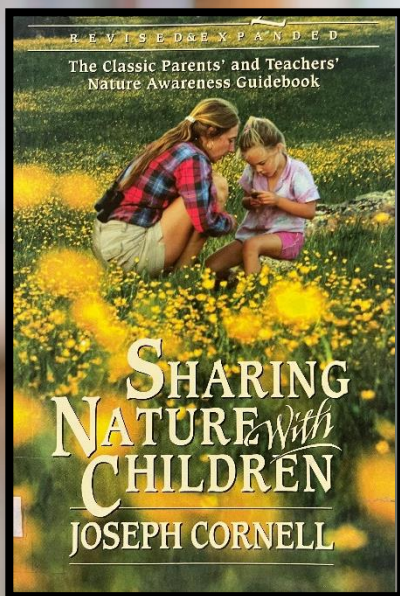
EARLY CHILDHOOD EDUCATOR RESOURCE LIBRARY

100+ books

Satellite members have full access to Satellite's early childhood educator resource books. Check the link below to view our full lending options.

Satellite Equipment, Units and Book Loans

When you choose a book, your consultant will inform you of whether the item is available immediately or if you're on the waiting list.



Outdoor Safety

Relevant Satellite Accreditation Standards

II. Physical Environment, Equipment and Materials

A. The environment is organized to support the activities of the program.

14. There is a clean, safe outdoor play area with open space for active, large motor activities and exploration.

[Outdoor Home Playground Safety Handbook](#) (p 9)

Loose-Fill Materials

- Maintain a minimum depth of 9 inches of loose-fill materials such as wood mulch/chips, engineered wood fiber (EWF), or shredded/recycled rubber mulch for equipment up to 8 feet high; and 9 inches of sand or pea gravel for equipment up to 5 feet high.
- Use a minimum of 6 inches of protective surfacing for play equipment less than 4 feet in height.

Placement

Proper placement and maintenance of protective surfacing is essential. Be sure to:

- Extend surfacing at least 6 feet from the equipment in all directions.

Outdoor Area (from the Home Safety Checklist)

41. Garden tools and lawn equipment, pesticides and herbicides are stored out of reach of children. Where do you store these items?
42. Playground equipment is assembled and anchored according to manufacturer's instructions. Equipment is free from breaks, rust and splinters.
43. Cushioning materials (i.e. mats, wood chips, or sand) are used under climbing equipment, slides, and swings--according to Wisconsin State Licensing's recommended guidelines for depth.
44. If children have access to your garage, it is properly child proofed.
45. The yard is checked and cleared any animal waste daily and before children gain access to the yard.
46. Children do not have access to any bodies of water during hours of care, such as in-ground pools, on-ground swimming pools with rigid sides, hot tubs, lakes, or irrigation ditches (*exception: wading pools*). A permanent barrier or other measure prevents children from gaining access to these areas.
47. If wading pools are used:
 - a. The water is changed daily. The pool disinfected daily.
 - b. Sight and sound supervision of pools at all times.



Changes to COVID Reporting Requirements

As of Nov. 1, 2023

Licensed and certified child care programs are no longer required to report COVID-19 cases to public health entities unless there is a hospitalization or pediatric death.

Paperwork, Paperwork, Paperwork!

Documentation required by every family child care program at the end December each year; email or mail this to your accreditation consultant:



Home Safety Checklist. You complete this checklist in your program every 3 months. At the end of the year, a copy of the completed Home Safety Checklist for all four quarters needs to be sent to your accreditation consultant.

This requirement applies to all Satellite providers at the affiliate, associate and accredited levels.

Continuing education record. Complete and document a minimum of 20 professional development hours each calendar year. The [DCF Staff Continuing Education form](#) is an easy way to organize and provide this documentation.

This requirement applies to all Satellite accredited programs, and for all the lead family child care provider(s) in the program only. This requirement does not apply to part time employees or assistant educators.

Tips from the WEESN Financial Team

Wisconsin Shares Policy Update

We are excited to share a change to the current Wisconsin Shares policy that addresses provider payments during weeks of closure. Effective immediately, families may use Wisconsin Shares to pay for up to two weeks of provider closure per year. In addition, providers may also retain payment for state government legal holidays that are not included in the two weeks of closure. These nine holidays include New Year's Day, Martin Luther King Jr.'s Birthday, Memorial Day, Independence Day, Labor Day, Thanksgiving Day, Christmas Eve, Christmas Day, and New Year's Eve. Please note payment policies for closures must be consistent for all families in your program. [Written payment agreements](#) should be updated to reflect any changes to holidays and/or program closures. The Wisconsin Shares Handbook will be updated to include this policy within the next few months. More information on the new policy can be found [here](#).



Professional Resources

Satellite Services

- [Mentor Program](#)
- [Satellite new member application](#)
- [Resource loans—equipment, curriculum units, & resource books](#)

reachDANE

Satellite Family Child Care System

Wisconsin

- [T.E.A.C.H. Scholarship Program](#)
- [REWARD Stipend Program](#)
- [Wisconsin Early Childhood Shared Services Network \(WEESN\)](#)
- [The Wisconsin Registry](#)
- [Child Care Forms and Publications \(Licensing\)](#)
- [YoungStar Connect](#)
- [Early Childhood Mental Health Consultation](#)



Professional Organizations focused only on Family Child Care

- [Wisconsin Family Child Care Association](#)
- [Home Grown](#)
- [National Association for Family Child Care](#)



The December Financial Wellness session is:

Seasonal Spending! As seasons change, so does our spending. It's more critical than ever to plan for the celebrations and the peaks and valley of spending. Learn tips and tricks that will save you time and avoid buyer's remorse. From planning purchases to saying "no" to that enticing sale, you'll be on your way to having more money in your pocket and fewer bills to pay off.

Live Session: 12/13 @ 11:30 AM [Link to Register!](#)

(Use "Reach Dane" as the organization with whom you're affiliated)

YoungStar Quality Adjustment System Update

The legislature has allocated funding to resume the YoungStar quality adjustment system for 4- and 5-star providers who care for children enrolled in the Wisconsin Shares child care subsidy program. This system will start again in January 2024.

Who is eligible for adjustments?

All Accredited Satellite Family Child Care Programs who care for children enrolled in the Wisconsin Shares child care subsidy program are eligible for YoungStar quality adjustment payments.

What percentages will the adjustments be?

When they begin in January 2024, adjustment percentages to monthly authorization amounts will be:

- 13% for 4-star providers
- 26% for 5-star providers

weca Wisconsin Early
Childhood Association

[Early Childhood Workforce Support and Resources](#)

 **Raising
Wisconsin**

[Wisconsin State Budget Advocacy](#)

OUR COMMUNITY

Join the Community

Satellite Family Child Care Circle

A virtual space for Satellite family child care providers to connect, learn, and share. This group is only for providers affiliated with Satellite Family Child Care System. We want this to be your space to share ideas, photos, activities, and more!

For more information, please contact:



Grace Eilers

geilers@reachdane.org

(608) 400-2823



Noche Latina

A monthly event for Spanish speaking, Satellite affiliated family child care providers and their families held at Satellite's office. Noche Latina focuses on building a network of supportive relationships among Latina providers and their families. We also have a lot of fun!

For more information, please contact:



Estella Vargas

evargas@reachdane.org

(608) 852-7724



OUR COMMUNITY

Satellite believes in the power of community. Consider attending a family child care provider-led group affiliated with Satellite. Participation in all support groups is a benefit of Satellite and completely voluntary.

Arcoiris

The purpose of the Arcoiris support group is to provide meetings with child care providers. The goal of the Arcoiris support group is to share resources with each provider who attends the meetings. There is no cost to the Arcoiris support group for providers who want to attend. Meetings are the third Friday of every month from 6:30-8:30 pm. Meetings are usually at a Madison-area provider's home, but can also be at a restaurant, park, library, etc. For the meeting, each provider is invited to bring a dish, dessert, or drink to share. During the meeting, the food that has been provided is shared. Ideas, resources, situations are also shared and new providers who are attending the meeting are introduced. The Arcoiris support group maintains confidentiality inside and outside the meetings of all topics discussed. This group is conducted in Spanish.

For more information, please contact:



Margarita Ugalde

ugaldemargarita7@gmail.com

Sojourn

Sojourn is a community of accredited family child care professionals who empower one another to reach their own unique potential through person connections, reflective process, and shared leadership. We strive for a balance between personal and professional issues in our discussions. We use a shared leadership model for Sojourn meetings which allows each member to grow and participate in various roles. Join Sojourn to build relationships with other professional child care providers, experience professional growth through group process responsibilities, and participate in discussion about family child care issues. This group is conducted in English and meets in the Madison area.

For more information, please contact:



Shannon Davis

badgerclan2@gmail.com

Chris Torres

rctorres8881@gmail.com



SATELLITE ADVISORY COMMITTEE



Shannon Davis

Advisory Committee Member
Accredited Family Child Care Provider

Mykenzie Lerg

Advisory Committee Secretary
Satellite Consultant
(608) 843-5378
mlemberger@reachdane.org



Tammy Ocampo

Advisory Committee Member
Community Member with the
Madison Public Library
Former Satellite parent

Satellite Advisory Committee

Satellite deeply values input from those within the family child care community.

At each Advisory Committee meeting, the facilitator presents information about Satellite's support services and/or accreditation and then asks committee members related open-ended questions. Committee members are encouraged to use their unique backgrounds, personal and professional roles, and experiences as they share their perceptions and ideas.

Satellite's facilitator actively listens with the goal of utilizing committee members' expertise and experiences to strengthen the Satellite Family Child Care System.



Nancy Rosales

Advisory Committee Member
Accredited Family Child Care Provider

Laura Simkin

Advisory Committee Facilitator
Satellite Associate Director
(608) 381-2676
lsimkin@reachdane.org



Terri Lynn Alexander

Advisory Committee Member
Accredited Family Child Care Provider

Abby Abrisham

Advisory Committee Member
Retired Satellite Accredited
Family Child Care Provider



Maria Luisa Mas

Advisory Committee Member
Accredited Family Child Care Provider

SATELLITE STAFF



Estella Vargas

Accreditation Consultant
Bilingual (Spanish/English)
(608) 852-7724
evargas@reachdane.org



Amy Christianson

Language Access, Curriculum, and
Satellite Director
achristianson@reachdane.org



Jen Jorgensen

Accreditation Consultant
(608) 416-9531
jjorgensen@reachdane.org



Laura Simkin

Satellite Associate Director
(608) 381-2676
lsimkin@reachdane.org
*Contact Laura with all general questions
related to accreditation and Satellite services.*



Rachel Halstead

Accreditation Consultant
(608) 690-0174
rhastead@reachdane.org



Grace Eilers

Family Child Care Content Specialist
(608) 400-2823
geilers@reachdane.org

Jessica Roberts

Accreditation Consultant
(608) 416-3996
jroberts@reachdane.org



Mykenzie Lerg (Lemberger)

Accreditation Consultant
(608) 843-5378
mlderg@reachdane.org

CONFIDENTIALITY

Satellite staff keep confidential within Satellite your program's information that you share with your accreditation consultant, the Satellite director and associate director. This information is documented in records of contact that only Satellite's staff access. Satellite's team works together, harnessing our collective skills and knowledge to support your program.

Need assistance? Contact us so we can help!

Satellite
(608) 275-6740

satellitefcc@reachdane.org

Mailing and drop-off address:
2096 Red Arrow Trail, Fitchburg, WI 53711

*Label mailed and dropped off items with "attention:
Satellite" & and the Satellite staff person's name*